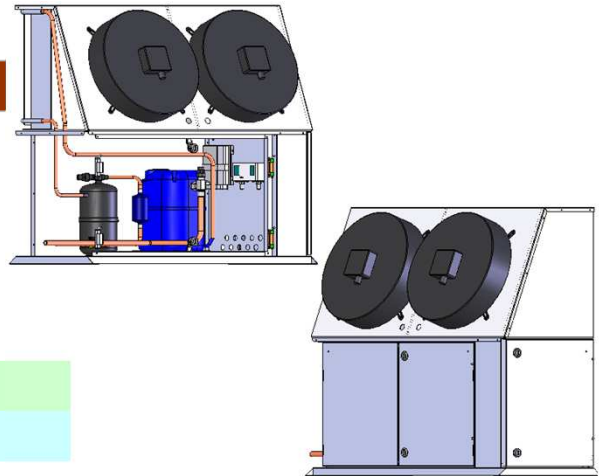
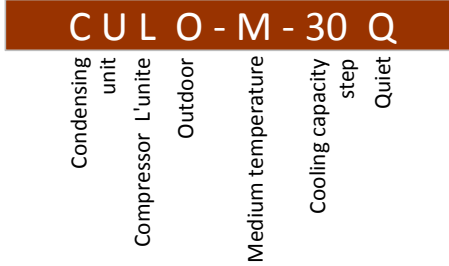


Condensing unit - outdoor

CULO - Q

L'UNITE
hermetic
piston

Explanation of model example:



R404A

+ 5°C ~ - 15°C	M - Medium temperature
- 20°C ~ - 35°C	L - Low temperature

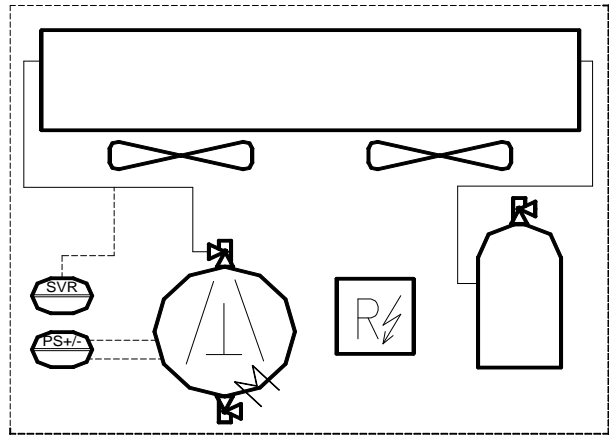
Suction gas temperature 20°C,
Liquid subcooling 0 K (EN 12900)
Ambient temperature 32°C

Included:
compressor, air cooled condenser, 2 fans, steel covering with baked epoxy powder coating, liquid receiver, HP/LP protection pressostat, fluent fan speed regulator, supply switchboard, crankcase heating.

Optional:
filter drier, solenoid, sight glass, relief valve, hanging consoles.

... see page P11

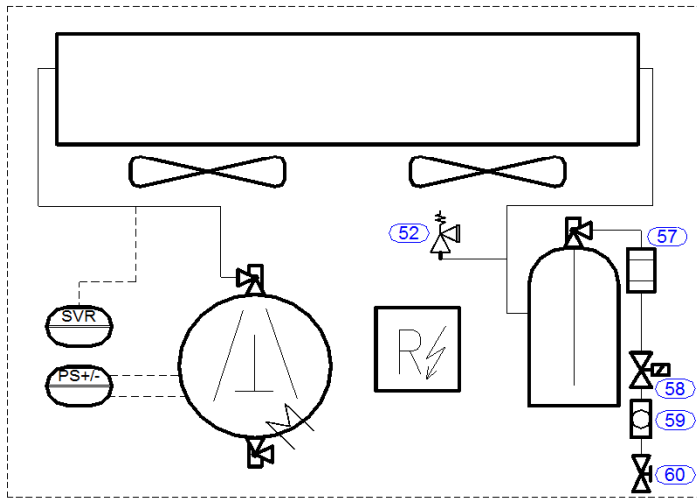
Scheme with included parts:



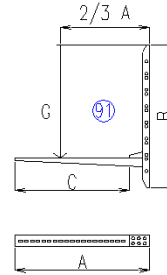
CULO - Q														
Type M T.evap	Cooling capacity (kW)				Compressor	Max power input (kW)	Voltage (V) 3ph 50Hz	Noise level (dB-10m)	Weight (kg)	Dimensions (m)			Total price (€)	Note
	+5°C	0°C	-10°C	-15°C						Length	Width	Height		
Type L T.evap	-20°C	-25°C	-30°C	-35°C										
M	22	3,6	3,0	2,2	1,8	TAJ 4517Z	1,8	400...Y	38	65	0,81	0,40	0,76	
	30	4,4	3,9	3,0	2,4	TAJ 4519Z	2,3		38	68	0,94	0,39	0,82	
	42	6,6	5,8	4,2	3,3	TFH 4531Z	3,3		39	90	0,94	0,44	0,91	
	50	8,5	7,3	5,1	4,2	TFH 4540Z	4,3		39	104				
	60	10,1	8,8	6,0	4,6	TAG 4546Z	4,3		39	119	0,94	0,46	1,08	
	73	11,6	10,0	7,3	6,0	TAG 4561Z	5,8		39	125				
L	12	1,9	1,5	1,2	1,0	TAJ 2464Z	1,3	400...Y	38	68	0,81	0,40	0,76	
	16	2,5	2,0	1,6	1,2	TFH 2480Z	1,6		38	75				
	21	3,4	2,7	2,0	1,5	TFH 2511Z	2,1		38	88	0,94	0,44	0,91	
	31	4,8	3,8	3,0	2,3	TAG 2516Z	3,1		38	105				
	40	6,1	4,9	3,9	2,9	TAG 2522Z	3,7		38	115	0,94	0,46	1,08	

Optional parts condensing unit

CULO (Q)



- 52 - relief valve
- 57 - filter drier (10, 12, 16, 22)
- 58 - solenoid
- 59 - sight glass
- 60 - ball valve
- 91 - hanging consoles



M ... -10 / 40°C L ... -30 / 40°C	Filter drier	Solenoid	Sight glass	Ball valve	Relief valve	KU 930	KU 720	KU 600	KU 500
						Max. load G [kg] =			
						140	160	170	180
	Liquid				Discharge	Hanging consoles			
CULO	Type / Price (€)				A x B x C				
M	22	D10	D10	D10	28 bar	0,94 x 1 x 0,73	0,71 x 0,9 x 0,6	0,6 x 0,81 x 0,54	0,5 x 0,67 x 0,44
	30								
	42								
	50								
	60								
L	73	D12	D12	D12					
	12	D10	D10	D10					
	16								
	21								
	31								
40									
CULO Q	Type / Price (€)				A x B x C				
M	22	D10	D10	D10	28 bar	0,94 x 1 x 0,73	0,71 x 0,9 x 0,6	0,6 x 0,81 x 0,54	0,5 x 0,67 x 0,44
	30								
	42								
	50								
	60								
L	73	D12	D12	D12					
	12	D10	D10	D10					
	16								
	21								
	31								
40									